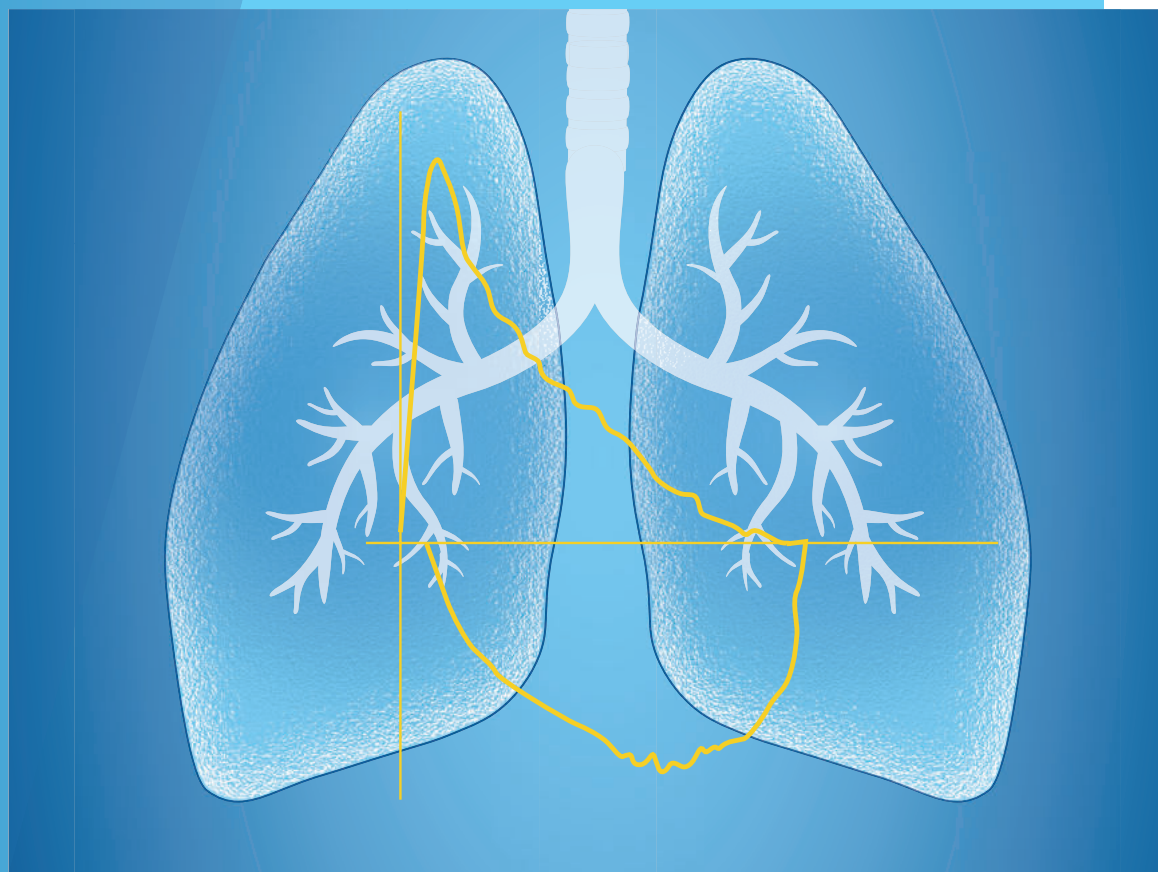


ECO MEDICS

PULMONARY FUNCTION TESTING



ECO MEDICS

PRECISION BREATH BY BREATH

ECO MEDICS develops and manufactures high precision diagnostic devices for pulmonary function testing with more than 20 years of experience.

Based in Duernten, Switzerland, the company focuses on the analysis and detection of small airway disease and lung

inflammation. The innovative design of **ECO MEDICS** products and their continuous improvement are supported by cooperation with leading scientists from around the world in order to meet the needs of the international community of pulmonologists.

ECO MEDICS MILESTONES

Foundation of **ECO MEDICS** and presentation of first generation **ANALYZER CLD** for FeNO testing at ERS congress

Launch of **EXHALYZER** for infant pulmonary function tests

CE MDD approval for **EXHALYZER®D**

CE MDD approval for **ANALYZER CLD 88 SERIES** with **DENOX 88**

Launch of **SPIROWARE®** software 3.0

Launch of N₂MBW test for **EXHALYZER®D**

Infant to adult pulmonary function tests in one device

Launch of **SPIROWARE®** software 3.3 including Spirometry

1999

2001

2002

2003

2009

2012

2019

2020



< **2 mm** | is the diameter of small airways¹

> **250 million** | COPD cases worldwide⁵

40 times greater | is the surface of the small airways than of the central airways²

Every **10 seconds** | a person dies of COPD⁵

300 million | alveoli reside in an adult lung, each ~0.2 mm in size³

> **70'000 people** | are living with Cystic Fibrosis worldwide⁶

85 m² | is the surface of the alveolar-capillary membrane³

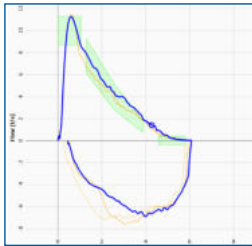
> **330 million** | people suffer from asthma worldwide⁴

~ **500'000 people** | are estimated to be affected by Primary Ciliary Dyskinesia (PCD)⁷

EFFICIENT PULMONARY FUNCTION TESTING FOR INFANTS, CHILDREN AND ADULTS

Information on the small airways, central airways and inflammation level can be revealed with the **ECO MEDICS** devices **ANALYZER CLD 88** Series with **DENOX 88** and **EXHALYZER®D**. All tests are non-invasive and require only minimal cooperation.

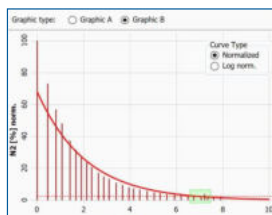
GENERAL LUNG CONDITION



Spirometry is the most widely applied pulmonary function test and gives insight into general lung health or disease status. It measures the maximum volume of air an individual can inspire and expire with maximum effort. Spirometry measurements are based on the ultrasonic transit-time measurement technique, a benchmark in pre-

cise flow and volume measurement and enable accurate and reliable determination of the patient's pulmonary condition. Changes in the gas composition, turbulence, humidity or temperature of the respiratory flow do not influence the accuracy of the measured flow and volume.^{8,9}

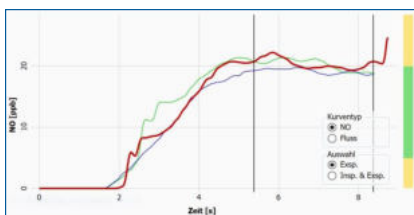
EARLY LUNG DAMAGE AND VENTILATION INHOMOGENEITY



Small airways seem to present the region of initial pathology in chronic obstructive pulmonary disease (COPD) and cystic fibrosis (CF). They can be extensively damaged before the occurrence of any symptoms. Therefore, early detection is very important for the further course of the disease. The inert gas washout method, using the single

or multiple breath technique, allows the detection of early stages of lower airway disease and associated ventilation inhomogeneity in the otherwise difficult to access small airways. The nitrogen washout is typically applied for children and adults, while the SF₆ washout is the recommended method for infants.^{10,11}

ASSESSMENT OF FeNO IN EXHALED BREATH



Nitric oxide (NO) is a biological marker of eosinophilic airway inflammation. It is produced in the lung and present in exhaled breath. As fractional exhaled NO (FeNO), the fraction from the small airways, has been found to be elevated in asthma patients, FeNO measurements can be used to diagnose asthma, to monitor the response

to anti-inflammatory medications, to verify adherence to therapy and to predict upcoming asthma exacerbations. FeNO can be easily measured by chemiluminescence, the reference method for FeNO testing. The test is simple and quick to perform and suitable for all ages, from infants to adults.^{12,13}

NASAL NO IN PCD SCREENING

Nasal nitric oxide (nNO) is produced in the sinus cavities and typically found at high levels. As nNO levels are extremely low in Primary Ciliary Dyski-

nesia (PCD) patients, measurement of nNO is a helpful tool in PCD screening with very high specificity.¹⁴



COMPLIANCE

All applications are based on and compliant with the guidelines published by the European Respiratory Society (ERS) and American Thoracic Society (ATS).^{8,9,10,11,12,13,14}



CONSISTENT QUALITY

Manufacturing in accordance to ISO 9001 and ISO 13485. The **ANALYZER CLD 88** Series with **DENOX 88** and **EXHALYZER®D** are approved for clinical use in Europe. All devices are manufactured in Switzerland.



COMPETENT SERVICE

Service specialists from **ECO MEDICS** directly or sales partners around the world are always close to our customers and ready to provide quick support and service.

References:

1. Polverino, F. & Soriano, J. B. Small airways and early origins of COPD: pathobiological and epidemiological considerations. *Eur Respir J* 55, (2020).
2. Ratjen, F. Cystic Fibrosis: The Role of the Small Airways. *J Aerosol Med Pulm Drug Deliv* 25, 261–264 (2012).
3. *The Respiratory System at a Glance*, 4th Edition, Wiley.
4. Vos, T. et al. Global, regional, and national incidence, prevalence, and years lived with disability for 328 diseases and injuries for 195 countries, 1990–2016: a systematic analysis for the Global Burden of Disease Study 2016. *The Lancet* 390, 1211–1259 (2017).
5. Chronic Obstructive Pulmonary Disease Fact Sheet, World Health Organization, [https://www.who.int/news-room/fact-sheets/detail/chronic-obstructive-pulmonary-disease-\(copd\)](https://www.who.int/news-room/fact-sheets/detail/chronic-obstructive-pulmonary-disease-(copd))
6. Cystic Fibrosis Foundation, www.cff.org
7. Helmholtz Zentrum München, www.lungeninformationsdienst.de
8. Graham, B. L. et al. Standardization of Spirometry 2019 Update. An Official American Thoracic Society and European Respiratory Society Technical Statement. *Am J Respir Crit Care Med* 200, e70–e88 (2019).
9. Bates, J. H. et al. Tidal breath analysis for infant pulmonary function testing. ERS/ATS Task Force on Standards for Infant Respiratory Function Testing. European Respiratory Society/American Thoracic Society. *Eur Respir J* 16, 1180–1192 (2000).
10. Robinson, P. D. et al. Consensus statement for inert gas washout measurement using multiple- and single- breath tests. *Eur Respir J* 41, 507–522 (2013).
11. Robinson, P. D. et al. Preschool Multiple-Breath Washout Testing. An Official American Thoracic Society Technical Statement. *Am J Respir Crit Care Med* 197, e1–e19 (2018).
12. ATS/ERS Recommendations for Standardized Procedures for the Online and Offline Measurement of Exhaled Lower Respiratory Nitric Oxide and Nasal Nitric Oxide, 2005. *Am J Respir Crit Care Med* 171, 912–930 (2005).
13. Horváth, I. et al. A European Respiratory Society technical standard: exhaled biomarkers in lung disease. *Eur Respir J* 49, (2017).
14. Shapiro, A. J. et al. Nasal Nitric Oxide Measurement in Primary Ciliary Dyskinesia. A Technical Paper on Standardized Testing Protocols. *Annals ATS* 17, e1–e12 (2019).

EXHALYZER and SPIROWARE are registered trademarks of ECO MEDICS.

International ECO MEDICS AG

Bubikonerstrasse 45
8635 Duernten
Switzerland

+ 41 55 220 22 11

info@ecomedics.com
www.ecomedics.com

Germany ECO PHYSICS GMBH

Gildenweg 6
50354 Huerth
Germany

+ 49 89 307 667 0

info@ecophysics.de
www.ecophysics.de

USA ECO PHYSICS INC.

3915 Research Park Drive Suite A-3
Ann Arbor, MI 48108-2200
USA

+ 1 734 998 16 00

sales@ecophysics-us.com
www.ecophysics-us.com

